

Magnetic Solid Door · Tested at ambient temperature of 38°C



BS 2DC4/Z-N



BS 2DC4/Z · BS 2DC5/Z · BS 2DC6/Z

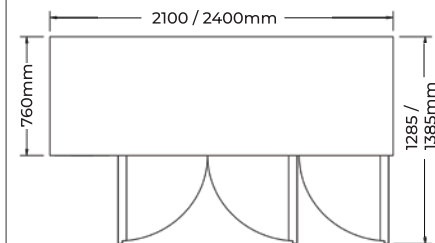
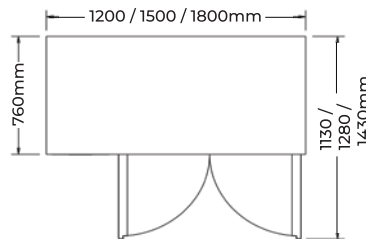
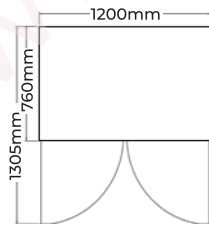


BS 3DC7/Z · BS 3DC8/Z

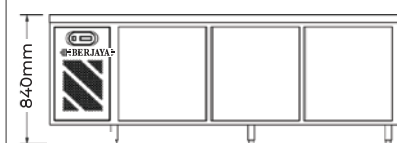
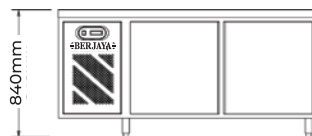
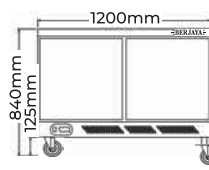


	2 Door - 4'	2 Door - 4'	2 Door - 5'	2 Door - 6'	3 Door - 7'	3 Door - 8'
Model	BS 2DC4/Z/N	BS 2DC4/Z	BS 2DC5/Z	BS 2DC6/Z	BS 3DC7/Z	BS 3DC8/Z
Temp. °C (Celsius)	+1 to +6	+1 to +6	+1 to +6	+1 to +6	+1 to +6	+1 to +6
Dimension (mm)	1200 x 760 x 840	1200 x 760 x 840	1500 x 760 x 840	1800 x 760 x 840	2100 x 760 x 840	2400 x 760 x 840
Gross Volume (Litres)	233	262	366	472	576	681
Voltage / Frequency (V/Hz)	230V / 1 / 50Hz · 220V / 1 / 60Hz					
Cooling Capacity (W)	385	530	530	581	646	646
Wattage (W)	319 - 353	246 - 272	278 - 307	371 - 410	373 - 413	377 - 416
Ampere (A)	2.1 - 2.3	1.6 - 1.8	1.8 - 2.0	2.5 - 2.8	2.5 - 2.7	2.7 - 2.9
Refrigerant	R134a					
Defrost System	Forced Air Circulation					
Temp. Control	Digital					
PVC Coated Shelving	4	4	4	4	6	6
Weight (kg)	89	86	98	112	134	146
Unit for 20ft / 40ft Container	22 / 46	22 / 46	20 / 42	14 / 28	14 / 28	8 / 16

Top View



Front View



* Available on 600 Series and 700 Series
Option : CW - Castor Wheel / BF - Bullet Fleet